


BEHAVIOR CONSULTATION

Shelter Behavior Specialist **Laura Garber**, CPDT-KA, CC, is committed to the rehabilitation of shelter animals through positive training and behavior modification techniques. Enlist her aid and instruction to build a behavior program that will enrich the lives of shelter dogs by means of training, rehabilitation, and enrichment, while also shaping them into the canine companions that your adopters so crave.

WoofGang seminars to activate staff, volunteer, and community participation can be an essential component to realizing these goals.



MASSAGE & GROOMING

Shelter dogs are so hungry for touch and contact that it can be almost too much for them at first. Touch and massage needs to be part of every dog's day. Dog walks should include some handling – quiet massage and petting, preferably including some grooming. With such handling, we will discover more about a dog's behavior when being groomed and hopefully better prepare them for grooming in the home.

Receiving loving touch is an essential element of their day.

Interested in a shelter consultation?
info@myWoofGang.com

ENRICHMENT ESSENTIALS

Shelter animals can get so bored during their time in the shelter. A majority of their day is spent sitting in their kennels and cages, with just a few short breaks for meals, for love and attention from their human friends and, for some, play time with others of their own kind.


Furthermore they're exhausted! With the arousal and chaos of the kennel environment, shelter dogs are not well-rested. Often, when they are brought outside for a bit of quiet time, they immediately fall asleep. Dog walks should include some quiet time whenever possible.




CAPTURING QUIET BEHAVIOR

There's nothing more arousing and behaviorally destructive for a dog than living in a kennel setting. Their naturally social behavior with humans and other dogs is thwarted by locked gates. They have no opportunity for rest and calm with the constant stress and frustration that surrounds them.

We can help our dogs learn essential skills that will help them achieve moments of calm and quiet while making them more attractive to adopters. By capturing rewardable moments – when the dogs are quiet, not barking, sitting, lying down, giving us eye contact, etc – we will also help achieve a more peaceful, restful kennel environment.



Shelter Enrichment for Dogs



*We can offer no greater joy
to adopters than shaping
shelter dogs into the canine companions
they want to spend their lives with!*

www.myWoofGang.com
(646) 345-5116

SCENT STICKS

The sense of smell is a dog's strongest sense, so giving him fun things to investigate with his nose will be a good mental game. Use plastic PVC pipe with end caps and drill holes along the length of the pipe. Fit the caps securely so that they cannot be removed, and then fill with anything smelly that might be fun to sniff (but not to be ingested)... lavender, rosemary, basil, grass clippings, hay. Endless possibilities!



TREAT DISPENSER

By adjusting the size of the holes on a scent stick, making them a little larger, you can make a treat dispenser instead!

TOWEL SHREDDING TOY

Some dogs like to keep their mouths busy and so they shred things, like their blankets and toys. But making a homemade knotted towel toy for them can attract their shredding talents to better outlets. Take a towel and put some dog biscuits in the middle. Roll the towel and knot it tightly.



FEEDING PROTOCOLS

Feeding a dog from a bowl is a great waste of an opportunity to employ a very powerful motivator. The mental stimulation availed by making a dog work for and earn his food will go a long way in providing constructive learning situations, tax their mental energy, and produce a more calm, peaceful living environment.

Feed the dogs either with puzzle toys such as Kongs or from buckets mounted to the outside of their kennel doors. This will add enrichment to their days and, in the case of bucket feeding, help them learn more constructive, attractive behavior in their kennels when in the presence of humans. And for dogs who are a little shy around new people, it's a great way for them to learn that strangers are their friends.

FLEECE TUG TOY

Dogs love to play tug! With a piece of fleece 1 yard wide and 5 feet long (which will make about 4 tugs), cut 3 strips, each 4 inches wide by 60 inches long. Put the fleece strips together, evenly at the top, and fold in half to find the middle. You can tie a rubber band in the middle to hold the strips together or have someone else hold the strips at the midpoint for you. Begin braiding from the center toward one end. Braid for 5 inches. Now turn over and braid toward the other end for 5 inches. Fold in half to form the handle.



You now have 6 strands. Group the strands together in twos so you have 3 sets of strands. Braid tightly to the end and tie a knot in the end, pulling tight.



(646) 345-5116

www.myWoofGang.com